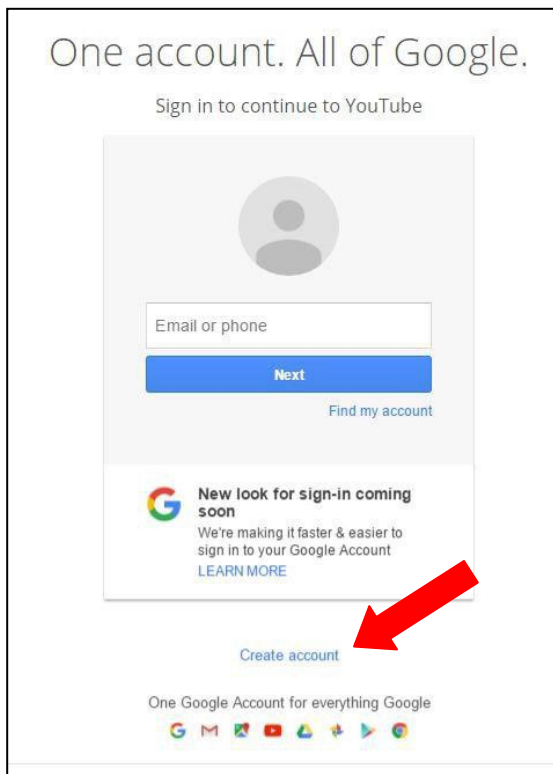



Earth Science Week Video Contest

<http://www.earthsciweek.org/contests/video>


How-To: Uploading to YouTube

Step 1: Go to www.youtube.com and sign in.



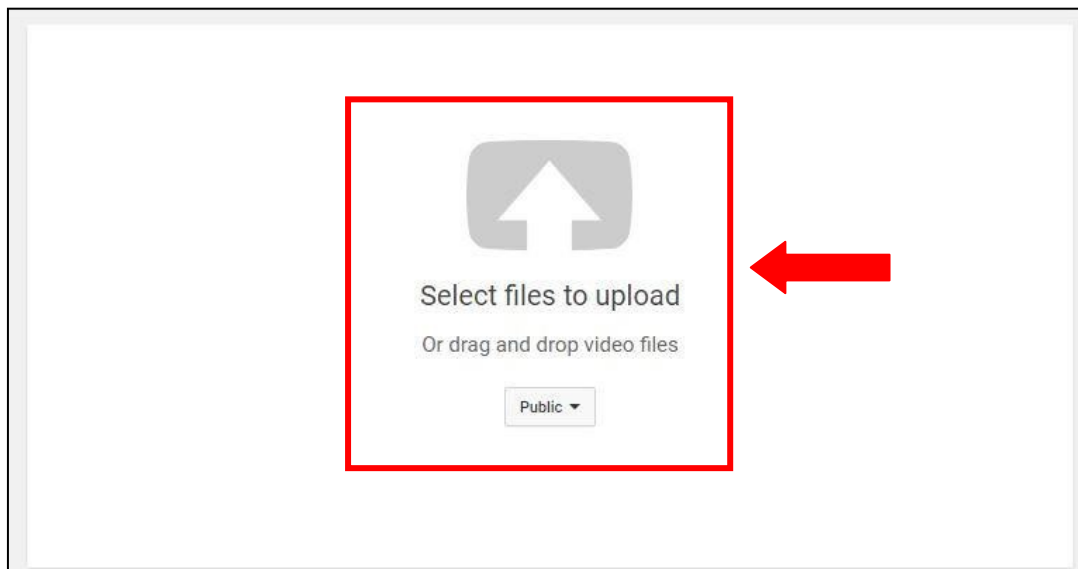
If you do not have a Google Account, you must create one. Fill in all required information to create an account. Then return to YouTube.

Step 2: Click the gray arrow (the “Upload” icon) at the top-right of the page.

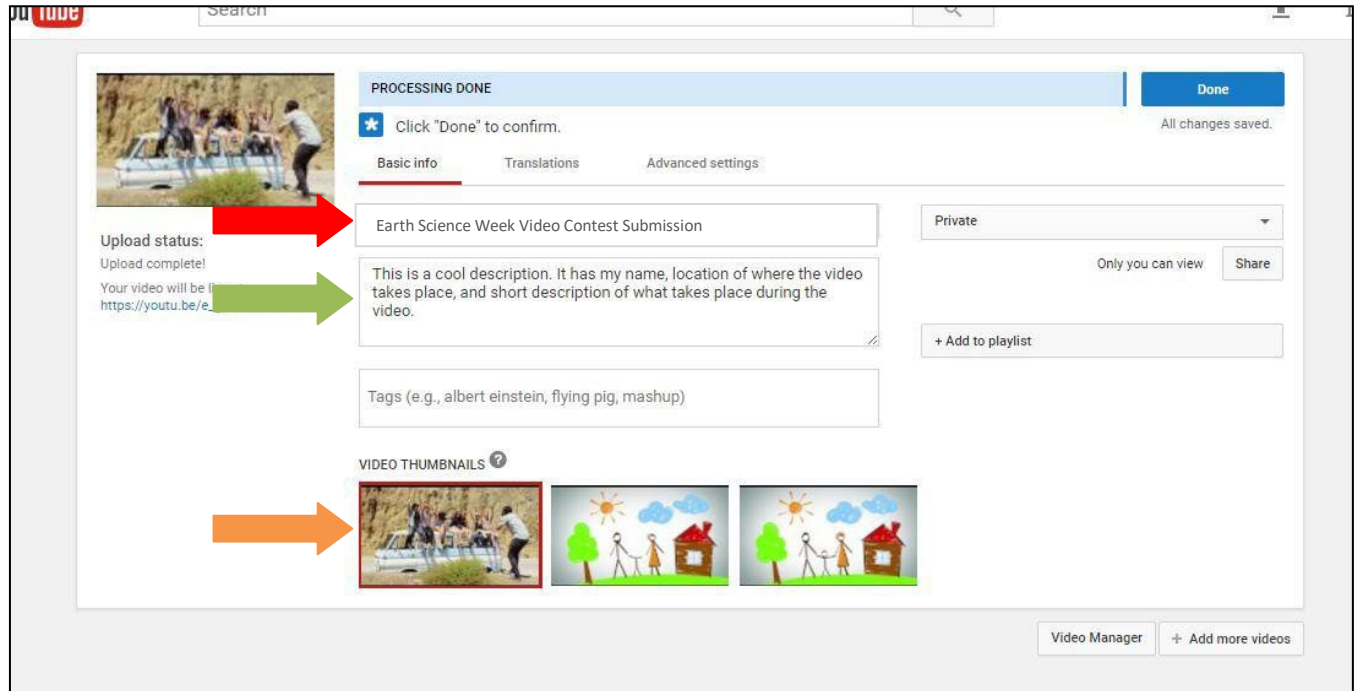


If you have uploaded a video to YouTube before, you will be brought to the uploading page. If this is your first time uploading to YouTube, you will be asked to “Create a Channel.” Fill in your name and click the “Create Channel” button; this will bring you to the uploading page.




Step 3: Follow the directions on the Upload page. Select a file by clicking the “Select files to Upload” button or drag and drop the file onto the screen.



Step 4: Your video will begin to upload. Take time to fill in information about your video submission.

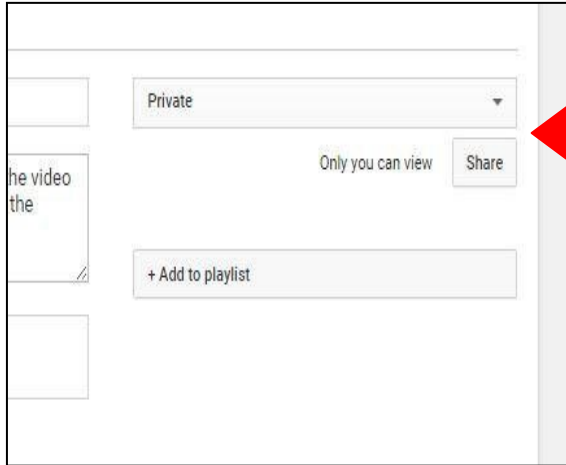


We need three things filled in:

-  Video Title (what do you want your video to be called)
-  Video Description (a short description of what is happening in your video. Include your name and where the video takes place.)
-  Thumbnail (choose a picture – taken from your video – which you want people to see when they click on your video on YouTube)

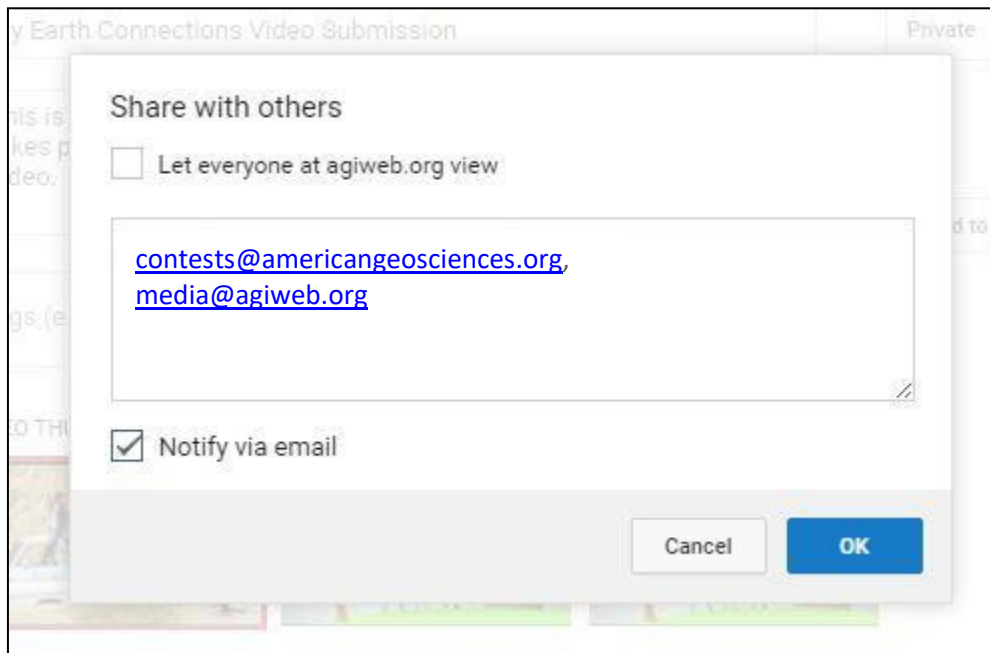
NOTE: If you are submitting a video in another language besides English, you will need to add translations. Visit YouTube's Help page

(<https://support.google.com/youtube/answer/2734796?hl=en>) for directions on adding translations.



Step 5: On this same uploading page, set the video to “Private.” Then, click the “Share” button.

A pop-up will appear. In the text field, add the emails contests@americangeosciences.org and media@agiweb.org and make sure the “Notify via email” box remains checked. Then, click OK. **Your video must remain private until the end of the contest, only shared with the email specified.**



Step 6: Your video is now ready to be submitted. Click the blue “Done” button. An email will be sent to AGI to let us view your submission.

IMPORTANT: To be eligible for the contest, AGI must receive three things:

1. Your YouTube submission (completed by following these directions).
2. Signed Model Release forms emailed to the Earth Science Week team at [i
contests@americangeosciences.org](mailto:contests@americangeosciences.org). Model releases can be found under Contest Guidelines of the [video contest](#) site.
3. Completed Google Form, also found under Contest Guidelines of the [video contest](#) page.

Your video submission is considered incomplete until we receive these items.

Any questions can be sent to contests@americangeosciences.org.